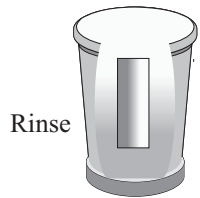
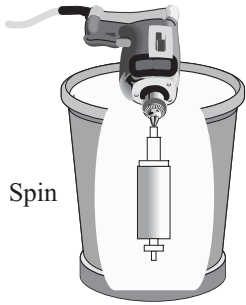
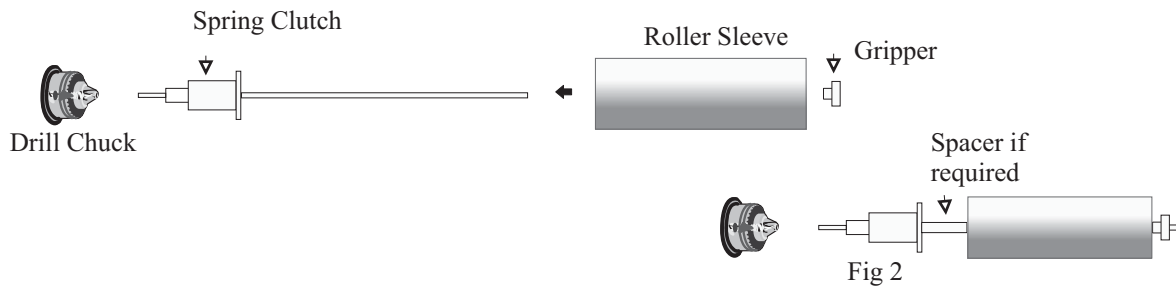


# DANDY 8mm Roller Cleaner



- 1 **Remove end knob and spacer. Slide attachment fully into drill chuck and tighten.**
- 2 **Remove Roller from frame and slide onto the Roller Cleaner ensuring the spring clutch is compressed. Use "Spacer" if necessary as shown in figure 2. If the roller sleeve is held to frame by an internal friction device the "Gripper" will not be required. If the roller sleeve is held to the frame by a nut, split pin or it is used with a double ended frame the "Gripper" will be needed. Push the gripper onto the spindle as shown ensuring the spring clutch is compressed. The spring will recover to balance the friction force on the spindle and so the roller sleeve will be retained in position on the spindle of the cleaner. Hold drill with the attachment fixed centrally and vertically in an empty container and spin for 7 seconds.**
- 3 **Remove roller sleeve from the attachment and rinse thoroughly in an appropriate solvent. Spin as in step 2.**
- 4 **Dry hands and repeat steps 2 and 3 if necessary.**

## General Recommendations.

1. Recommended drill speed: 1800 - 2500 rpm.
2. Wipe any solvent spillage off Dandy attachments immediately.
3. Lower the roller sleeve and attachment into a bucket deep enough to contain all spray during spinning. The top of the roller sleeve should be at least 10cm below the rim of the bucket during spinning.
4. Solvents should be used in accordance with manufacturers instructions.

## Important Safety Notes.

1. Usual precautions should be taken when using electrical tools in the vicinity of liquids.
2. To avoid electric shocks ensure hands and drill are dry. Switch off electric supply immediately if drill becomes wet.
3. If equipment vibrates in use switch off immediately and ensure the roller sleeve is located securely on the attachment.
4. If using solvents or paints which irritate the skin or eyes or which may cause other damage, use appropriate protective

To get the most from your Dandy tools see the videos at [www.handysolutionsuk.com/Videos.html](http://www.handysolutionsuk.com/Videos.html)



**TWO YEAR WARRANTY**

DANDY products carry a TWO YEAR WARRANTY against defective workmanship and materials. Should your Dandy Paint Brush or Roller Cleaner fail please contact us at the address below about our replacement policy. This guarantee is offered in addition to and does not diminish your statutory rights. Please note the products are guaranteed for normal use but NOT against misuse.

Additional Cleaners may be obtained from:  
 DBT Manufacturing 7 Islay Gardens, Portsmouth,  
 Hampshire PO6 3UF England  
 Tel: 02392 384549 Fax: 0870 458 6721  
 Email: [sales@handysolutionsuk.com](mailto:sales@handysolutionsuk.com)



You need never throw a stick roller sleeve away



To get the most from your Dandy Tools see the videos at [www.handysolutionsuk.com/videos.html](http://www.handysolutionsuk.com/videos.html)